


Trash carts that are placed too close together cannot be emptied properly, causing delays for our driver's route.



Carts need to be placed 4 feet away from any object or other carts, allowing clearance for the mechanical arm of the collection truck. If you are uncertain about the placement of your cart, contact our office and our staff will be happy to help you.




Set your carts at least 4 feet away from vehicles to prevent any damage.



If your cart is overflowing with trash or recycling every week, it may be time to arrange for a larger container.

An additional charge to your account will be added if the trash is above the top of the cart.



The proper level of trash is when your cart's lid can be completely closed. It helps prevent the trash from spilling onto the street. It also prevents animals from getting into your cart. This rule applies to your recycling cart too.

Stomping down your trash can be dangerous and can cause items to jam inside your cart. Your trash will not flow out while being emptied. Many times pizza boxes are the culprit.



If you have extra trash that will not fit into your trash cart, be sure to call our office prior to your regular scheduled pickup service. Place it into a plastic bag and set it 4 feet away from your cart allowing clearance. Please be sure not to overfill your bag. Your driver will then pick up the "extra" and your account will be charged accordingly.




"You Didn't Pick Up My Trash!"

Our pickup routes start very, VERY early. Even if route times are always consistent, something may change at any given time and pickup schedules may be sooner than expected. It is best to place your carts in their locations the night before your regular scheduled pickup.



Streamlining Your Pickup Service Helps Lower Costs And Promotes Better Service.

Some households are larger than others and need larger trash carts. We have 3 sizes for residential services.



A GREENER CHOICE:

Sign up today to receive paperless statements or set up automatic payments. It helps conserve valuable resources, lowers administrative costs and can save you time and money.

Can I put that in my Trash Cart? And other information.

Most household items can go into your cart as long as they fit. However, there are some things that just don't belong. [Here are some things to keep in mind:](#)

- All trash should be bagged
- If you need to dispose of wet grass or leaves, yard waste service is available in certain areas.
- Do not put hazardous waste in your cart. This is a serious violation.
- No bulk liquids, paints, oils, hazardous liquid waste, flammable liquids or any other liquid that may cause a spill or harm to a person or the environment.
- Recycling Carts available, please contact our office for information.

www.DahlDisposalService.com - info@DahlDisposalService.com
541-336-2932 -or- 541-563-3888

DAHL
DISPOSAL SERVICE